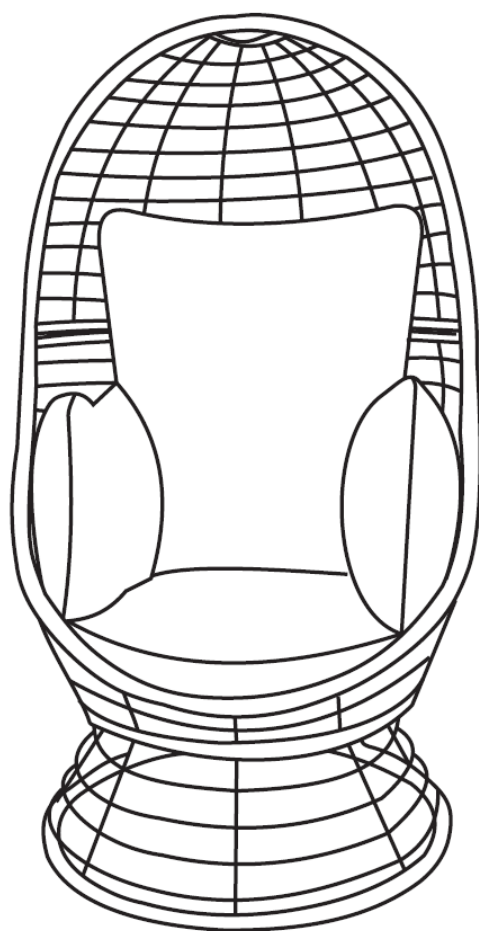


Barton the LifeStyle
Home Office Patio

WICKER SWIVEL CHAIR

ITEM # 98105

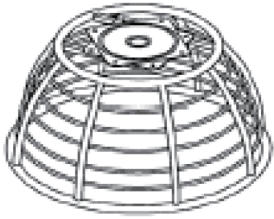
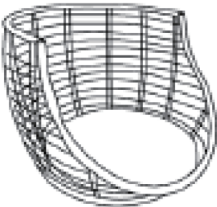
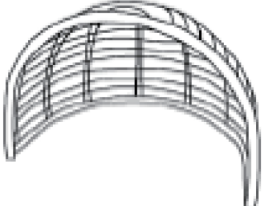










OWNER'S MANUAL AND SAFETY INSTRUCTIONS

SAVE THIS MANUAL. KEEP THIS MANUAL FOR SAFETY WARNINGS, PRECAUTIONS, ASSEMBLY, OPERATION, INSPECTION, MAINTENANCE AND CLEANING PROCEDURES. WRITE THE PRODUCT'S SERIAL NUMBER ON THE BACK OF THE MANUAL, OR THE MONTH AND YEAR OF PURCHASE IF PRODUCT HAS NO SERIAL NUMBER

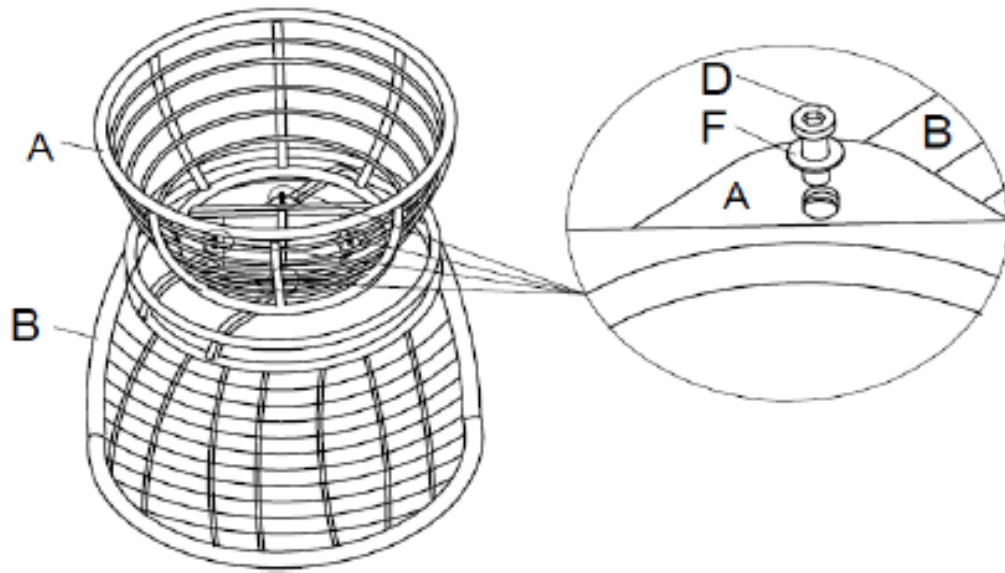
FOR QUESTIONS, PLEASE CALL CUSTOMER SERVICE: 909.628.0880

PARTS LIST

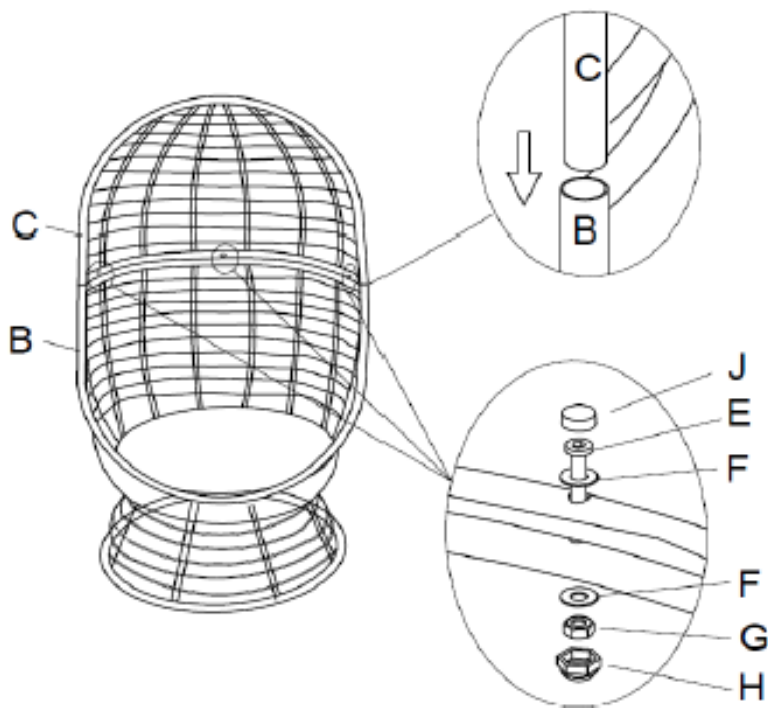
| PARTS NO. | PARTS PIC. | PARTS QTY. |
|-----------|---|------------|
| A |  | 1PC |
| B |  | 1PC |
| C |  | 1PC |
| D |  M6X20 | 4PCS |
| E |  M6X45 | 3PCS |
| F |  | 10PCS |
| G |  | 3PCS |
| H |  | 3PCS |
| J |  | 3PCS |
| K |  | 1PC |
| L |  | 1PC |

ASSEMBLY

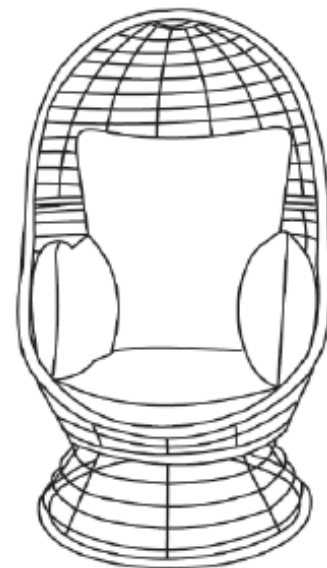
Step 1



Step 2



Your finished chair should look like this



DISCLAIMER

PLEASE READ THE FOLLOWING CAREFULLY

THE MANUFACTURER AND/OR DISTRIBUTOR HAS PROVIDED THE PARTS LIST AND ASSEMBLY DIAGRAM IN THIS MANUAL AS A REFERENCE TOOL ONLY. NEITHER THE MANUFACTURER OR DISTRIBUTOR MAKES ANY REPRESENTATION OR WARRANTY OF ANY KIND TO THE BUYER THAT HE OR SHE IS QUALIFIED TO MAKE ANY REPAIRS TO THE PRODUCT, OR THAT HE OR SHE IS QUALIFIED TO REPLACE ANY PARTS OF THE PRODUCT. IN FACT, THE MANUFACTURER AND/OR DISTRIBUTOR EXPRESSLY STATES THAT ALL REPAIRS AND PARTS REPLACEMENTS SHOULD BE UNDERTAKEN BY CERTIFIED AND LICENSED TECHNICIANS, AND NOT BY THE BUYER. THE BUYER ASSUMES ALL RISK AND LIABILITY ARISING OUT OF HIS OR HER REPAIRS TO THE ORIGINAL PRODUCT OR REPLACEMENT PARTS THERETO, OR ARISING OUT OF HIS OR HER INSTALLATION OF REPLACEMENT PARTS THERETO.

Record Product's Serial Number Here: _____

Note: If product has no serial number, record month and year of purchase instead.

Note: Some parts are listed and shown for illustration purposes only and are not available individually as replacement parts.

The material in this manual is for informational purposes only. The product(s) it describes are subject to change without notice. Stark Group LLC makes not representations or warranties with respect to this manual or to the product(s) described herein. Stark Group LLC shall not be held liable for any damages, losses, costs or expenses, direct, indirect or incidental, consequential or special, arising out of, or related to the use of this material or the products described herein.

QUESTIONS OR MISSING PARTS?
OUR CUSTOMER SERVICE TEAM IS HERE TO HELP



CALL US: 909.628.4900
EMAIL: CUSTOMER@BARTONLIVING.COM

HOURS OF OPERATION: TUESDAY-FRIDAY 9AM-3PM

MADE IN CHINA